



Ritual Items “Game Day” Lesson Plan by Talia Rubin

Subject Area: Jewish Living & Identity, Tools/Games

Educational tools/games

Target Age Group: 2nd Grade

Lesson Objective: This lesson is meant introduce the history and traditions of practicing the weekly holiday of Shabbat. The children need to know very little about the concepts to be able to participate successfully in this lesson. It’s both hands on, and verbal, so that it appeals to different learning styles.

Take this lesson outside if it's warm enough!

GAMES:

Ritual Object Game

- Have a number of paper bags with ritual ideas in the bags (one per bag) students have to close their eyes and reach in and see if they could guess the item and then what the item is used for. Discuss what the items are, and their significance in our daily Jewish lives. Throw in some they are not so familiar with too.
- Item Ideas:
 - mezuzah- A case attached to the doorposts of houses, containing a scroll with passages of the “shema” written on it
 - yad- the pointer which is used to point to words on the Torah scroll, as it is not allowed to be touched by hand
 - kiddush cup- (Hebrew: קידוש, literally, "sanctification") is a blessing recited over a cup of kosher wine or kosher grape juice to sanctify Shabbat
 - siddur- prayer book

Go on a Ritual Item Scavenger Hunt

- Go on a scavenger hunt and count how many mezzuzahs are in the building where else can we find ritual items or other symbols of Judaism: the ner tamid, the torah, the Aron Kodesh, Menorah, Hanukkiah, etc.
- How many of these Ritual Items can you find in the Synagogue?
 1. Mezuzah
 2. Menorah
 3. Chanukiah
 4. Torah
 5. Aron Kodesh
 6. Ner Tamid
 7. Talit
 8. Bimah



Ritual Items “Game Day” Lesson Plan by Talia Rubin

-
- | | |
|------------------------|------------------|
| 9. Yad | 13. Magen David |
| 10. Tephilin | 14. Tzedakah Box |
| 11. Torah Breast Plate | 15. Kiddush Cup |
| 12. Crown | 16. Siddur |

Ritual Item Charades

- Students create human size ritual items; write down all the objects you've learned than break the kids into teams and give each group equal amounts of cards and have them brainstorm how to show the other team the object as a group with their bodies and see if the other team can guess the item. The other group then can get extra points if they can also say what holiday it is used for.

What Ritual Object are you?

- Students have the ritual item picture pinned to the back of their shirts and the other students have to give one word hints (without mentioning the word) so that everyone has to figure out what ritual item they are wearing.

Supplies:

- Handouts of the Scavenger Hunt Items
- 3-4 Copies of the pictures of the ritual items
- Beautiful weather please!

Helpful Sources:

<http://www.jewfaq.org/shul.htm>

Google definitions

Video Source:


http://www.dailymotion.com/video/x3lcna_terms-you-should-know-about-synagog_politics




Ritual Items “Game Day” Lesson Plan by Talia Rubin



Crown



Bima/Aron Kodesh



Yad



Ritual Items “Game Day” Lesson Plan by Talia Rubin



NER TAMID




Ritual Items “Game Day” Lesson Plan by Talia Rubin

TALLIS



TZEDAKAH BOX





Ritual Items “Game Day” Lesson Plan by Talia Rubin

KIDDUSH CUP



SIDDUR



TORAH



Ritual Items “Game Day” Lesson Plan by Talia Rubin



Magen David

Hannukiah

Mezzuah

Menorah