



**Bar/bat Mitzvah as a Rite of Passage
Froma Fallik**

**Pesach Lesson
Talia Rubin**

*Subject Area: Holidays
Multi Lesson plan
Target Age Group: 2nd Grade*

Lesson Objective: To introduce the lessons of Pesach.

Discussion of Pesach (lesson one): Pesach or Passover is observed for seven days, eight outside of Israel. Pesach celebrates the freedom from two hundred years of Egyptian slavery. Pharaoh was asked to let our people go but he refused. It took 10 plagues to convince him, but in the end he let the People of Israel leave Egypt. Then when he thought about it he sent his army after us. HaShem parted the waters of the sea and we walked across to safety. The army of the Pharaoh was drowned.

In Israel, the first and the seventh days are celebrated as full holidays. The five days in between, called the Intermediate Days (Chol Ha-Moed) are celebrated as half holidays. Outside of Israel, Passover is an eight day holiday. The first two days and the last two days are celebrated as full holidays, and the four Intermediate Days are celebrated as half holidays.

*Passover is a family holiday. It starts by cleaning the house of all Chametz (leaven) is out of the house. There is a ceremony to search for the Chametz and it is called *Bedikat Chametz* (the searching out of the leaven) and *Biur Chametz* (the burning of leaven). The highlight of Passover is the *Seder* (which means order). The *Seder* service is held at the dining table in most homes, and during the service the story of the Exodus from Egypt is told. [The "order" of the Seder](#) is told in a special book called the *Haggada* (which means narrative).*

Reenact the Plagues! The kids LOVE this part!

Pesach Lesson 2

Materials:

1. Blood- water with Red Food Coloring
2. Frogs- plastic/rubber frogs



Bar/bat Mitzvah as a Rite of Passage Froma Fallik


3. Lice- plastic/rubber flies
4. Beasts- small creatures/aliens
5. Disease of Livestock- small plastic cows
6. Boils- round stickers
7. Hail- ping pong balls or golf balls
8. Locust- fruit and leaves (because these insects destroyed crops)
9. Darkness- blindfold
10. First born killed- small plastic dolls

***I found most of the small animal and insect items at the local magic store and dollar store*

Instructions:

- *Begin class by discussing the four plagues*
- *Sing the plagues together (as many of the children will have to perform these at their own seder)*
- *Practice reading the Hebrew*
- *Divide the kids into teams*
- *Each team has to reenact "their" plague and tell about it*
What happened?
Who was affected? Etc.

Hand out The Four Questions and Review



Introductory Question

מה נשתנה הלילה הזה מכל הלילות?

Ma nishtana ha-laila ha-zeh mi-kol ha-lelot?
Why is this night different from all other nights?

©2006 Akhlah



**Bar/bat Mitzvah as a Rite of Passage
Froma Fallik**

First Question



שְׁבֹכֶל-הַלֵּלוֹת אָנוּ אוֹכְלִין חֶמֶץ וּמַצָּה,
הַלַּיְלָה הַזֶּה כָּלוּ מַצָּה ?

She-be-chol ha-lelot anu ochlin chametz u-matza, ha-laila ha-zeh kulo matza?

Why is it that on all other nights during the year we eat either bread or matza, but on this night we eat matza?

©2006 Akhlah

Second Question



שְׁבֹכֶל-הַלֵּלוֹת אָנוּ אוֹכְלִין שְׂאֵר יֵרֻקוֹת,
הַלַּיְלָה הַזֶּה מָרוֹר ?

She-be-chol ha-lelot anu ochlin she-ar yetajit, ha-laila ha-zeh moror?

Why is it that on all other nights we eat all kinds of vegetables, but on this night we eat bitter herbs?

©2006 Akhlah



**Bar/bat Mitzvah as a Rite of Passage
Froma Fallik**

Third Question



שְׁבֹכָל הַלַּיְלוֹת אֵין אָנוּ מַטְבִּילִין אֶפְלוּ
פַּעַם אַחַת, הַלַּיְלָה הַזֶּה שְׁתַּי פְּעָמִים ?

She-be-chol ha-lelot en anu matbilin afilu pa'am echat, ha-laila ha-zeh shetay fe'amim?

Why is it on all other nights we do not dip even once, but on this night we dip twice?

©2006 Akhlah

Fourth Question



שְׁבֹכָל הַלַּיְלוֹת אָנוּ אוֹכְלִין בֵּין יוֹשְׁבִין
וּבֵין מְסֻבִּין, הַלַּיְלָה הַזֶּה פֹּלְגָנוּ מְסֻבִּין ?

She-be-chol ha-lelot anu ochlin bayn yoshvin u-vayn mseubin, ha-laila ha-zeh kelanu mesubin?

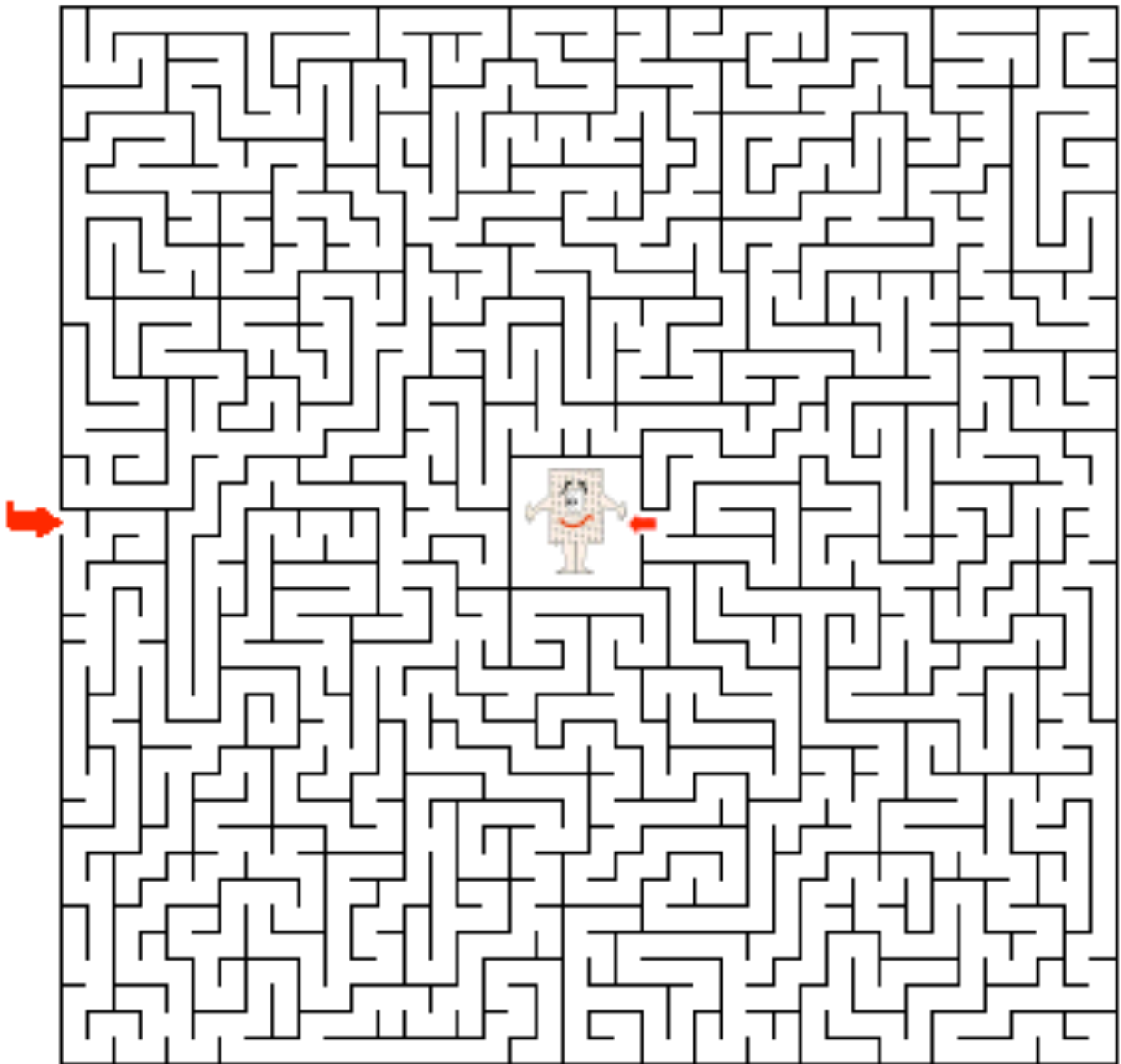
Why is it that on all other nights we eat either sitting or reclining, but on this night we eat in a reclining position?

©2006 Akhlah



Bar/bat Mitzvah as a Rite of Passage
Froma Fallik

FIND THE AFIKOMEN



© Akhlah, Inc 2004




Bar/bat Mitzvah as a Rite of Passage Froma Fallik

Pesach OVERALL Quiz OR Quiz Bowl Review (Directions Below)

Quiz Bowl Review Game:

- **Directions:** Take a large piece of paper or foam core and make 9 pockets in it (laid out in a similar fashion to “Tick-tack-toe”) Place a piece of one of the two sides of Velcro on each pocket. This board will be reused every time the review game is played. Next, for each class, make nine note cards pertaining to the material taught that day, and place them face-down in the pockets. Cut out 4 X’s and 4 O’s, then place the remaining side of the Velcro on the backside of each to secure to the pieces on the game board as they are won (these pieces will also be reused during each game). The class should be divided into 2 teams, and the first team to get tick-tack-toe with the correct answers wins!



Helpful Sources:

<http://www.akhlah.com/>